

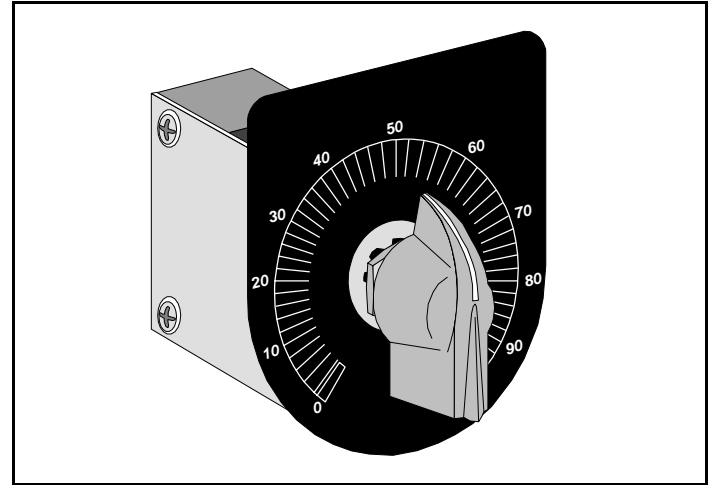
# ▲ PEAKTRONICS

## MLT-100A

### Manual Loop Transmitter

The Peaktronics MLT-100A Manual Loop Transmitter is a two-wire 4-20mA transmitter that is controlled by a built-in potentiometer. A dial plate scaled for 0 to 100% is included along with a knob that provides easy recognition of the potentiometer setting. The 4-20mA output allows the MLT-100A to be mounted to a panel, or an enclosure, that is located far away from the unit receiving the command signal. Since the MLT-100A draws its power from the current loop, the unit can be located anywhere without concern over providing power, and requires only two wires to be connected.

The MLT-100A converts the 0 to 100% adjustment to an output of 4 to 20 mA. This signal can be used by any number of process controllers that have a 4-20mA command input. The MLT-100A can be especially useful to control a Peaktronics AMC Series motor controller, an SVC Series solenoid controller, or a DMC Series DC controller. The AMC, SVC, and DMC controllers are used to control electric and pneumatic actuators, and the MLT-100A can provide a remote control setting for open and closed positions, or anywhere in between.



## SPECIFICATIONS

### POWER REQUIREMENTS

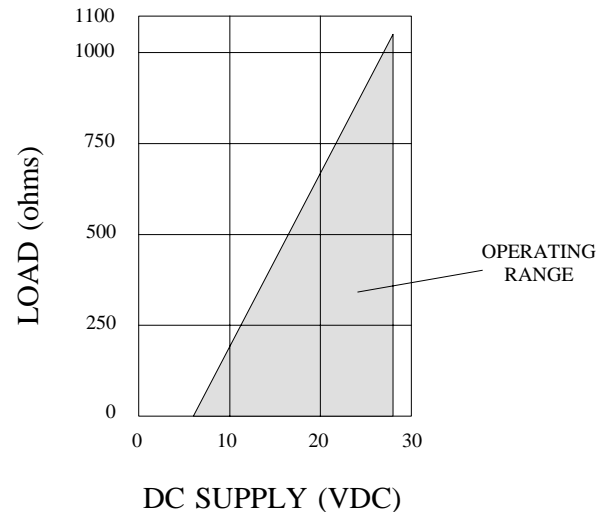
Minimum Voltage	6 VDC
Maximum Voltage	28 VDC
Maximum Reverse Voltage	40 VDC
Maximum Power Dissipation	0.56 W

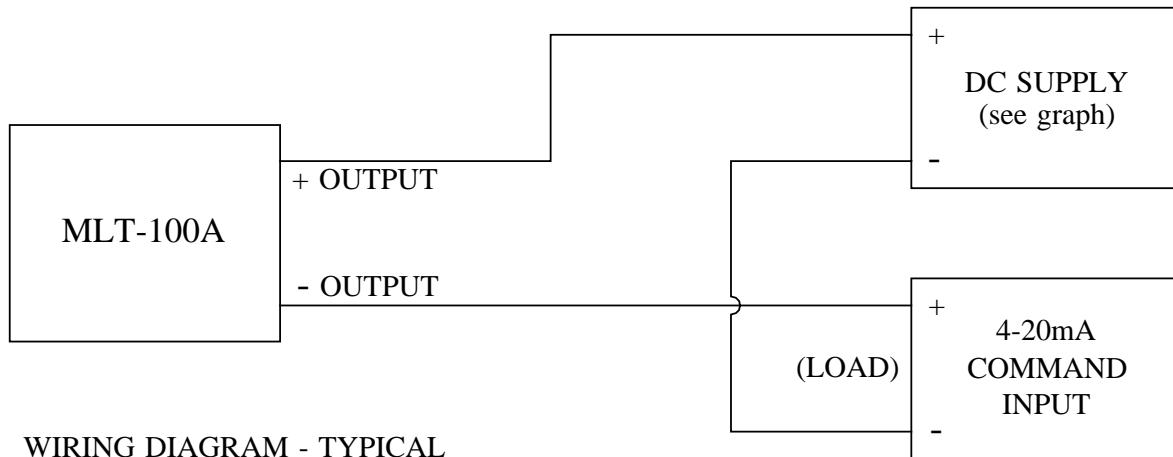
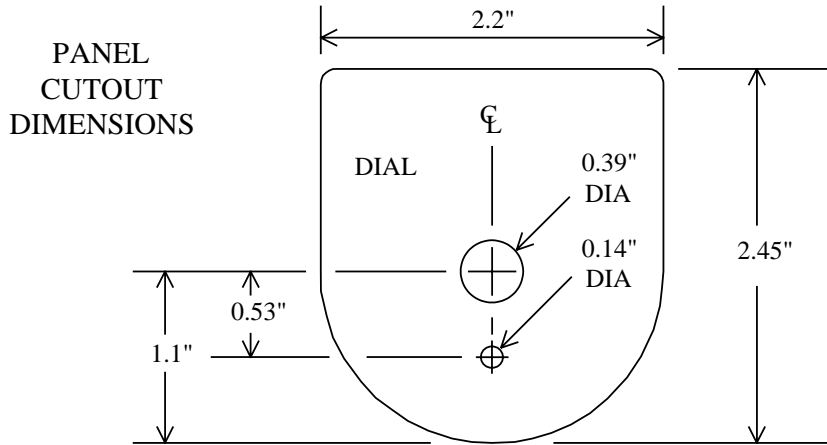
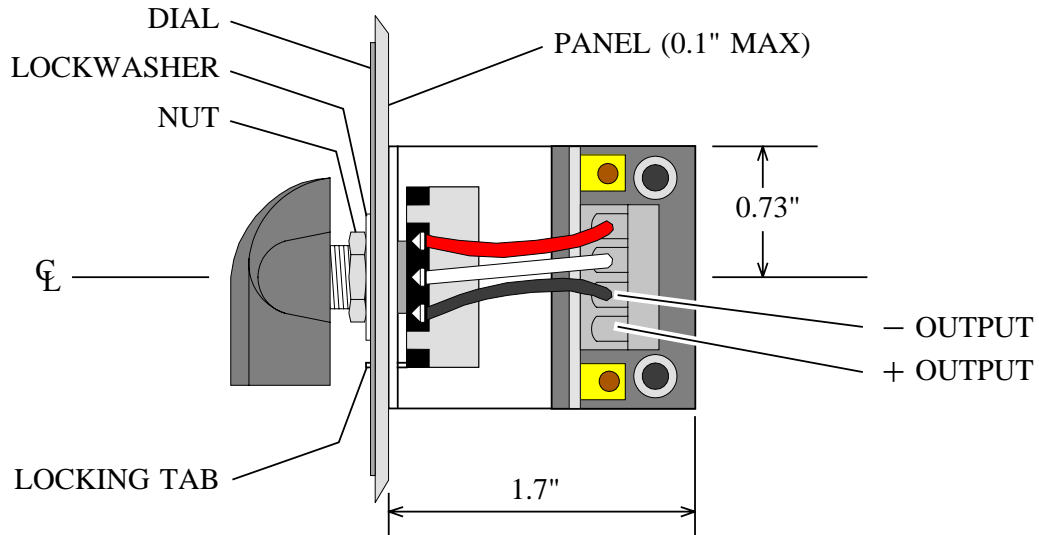
### OUTPUT SPECIFICATIONS

0% Output	4.0 mA
100% Output	20.0 mA

### ENVIRONMENTAL

Operating Temperature	0 to 65 °C
Storage Temperature	-40 to 85 °C
Relative Humidity	0 to 90 % (non-condensing)





WIRING DIAGRAM - TYPICAL