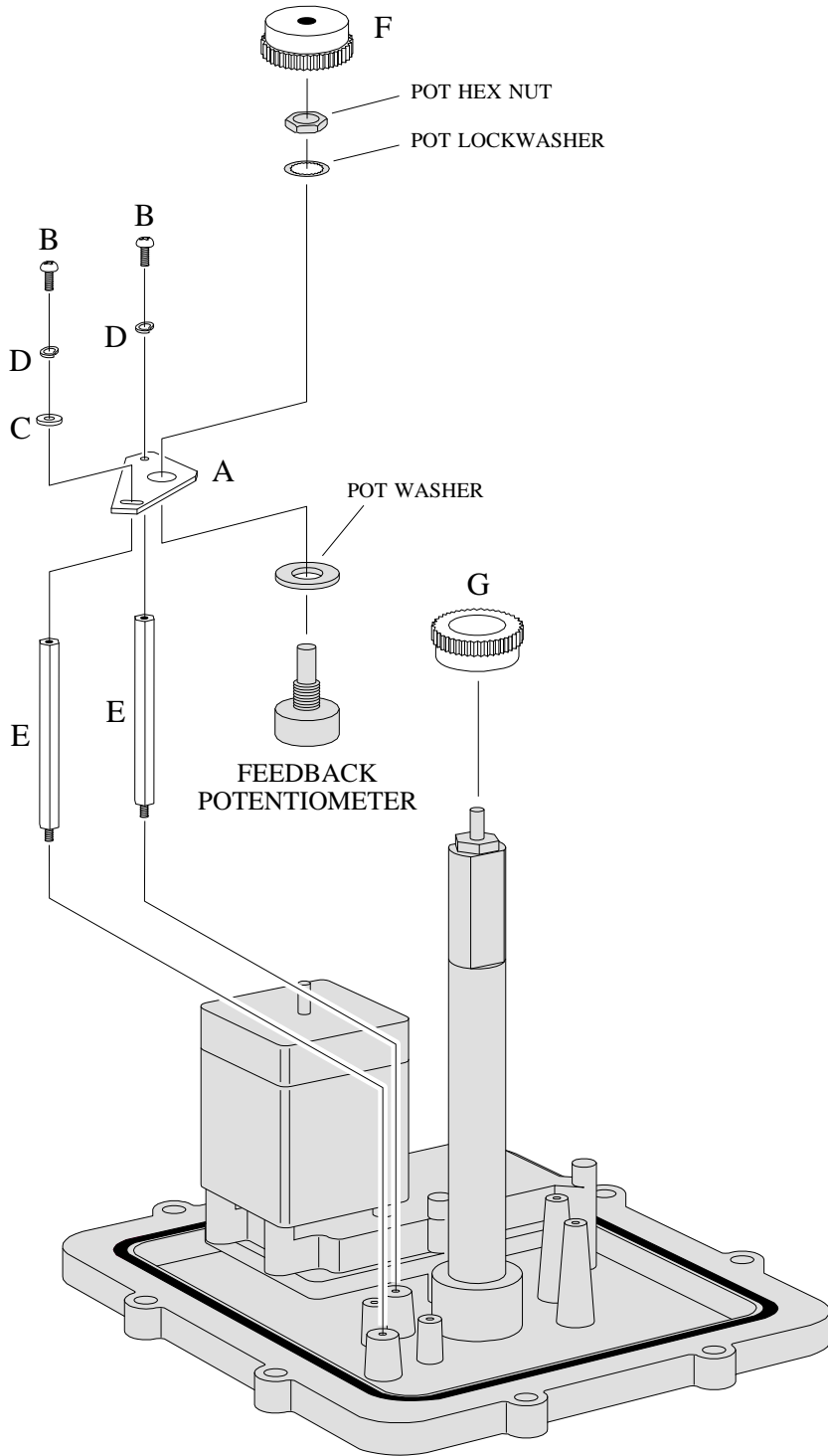
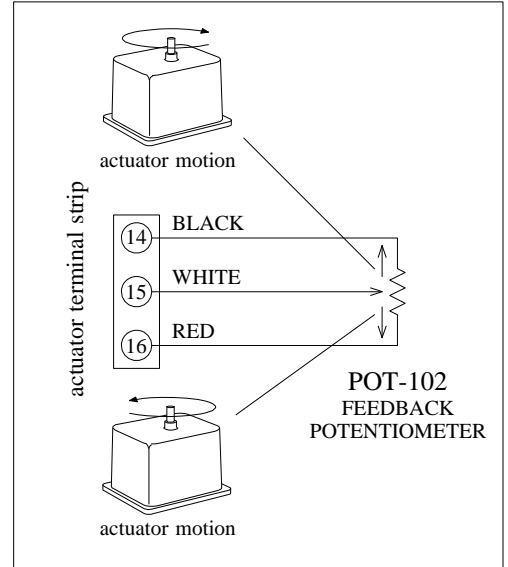


ASSEMBLY DIAGRAM

Asahi A92, B92, C92, S92 Actuators

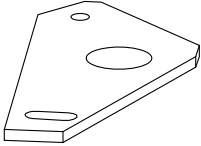


ACTUATOR

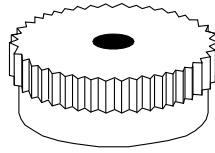


ELECTRICAL DIAGRAM

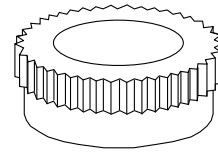
KIT CONTENTS



A



F



G



B



C



D



E

| ITEM | QTY | DESCRIPTION |
|------|-----|-------------------------------|
| A | 1 | potentiometer bracket |
| B | 2 | #4-40 x 0.312" pan head screw |
| C | 1 | #4 flat washer |
| D | 2 | #4 split ring lockwasher |
| E | 2 | 2.25" male/female hex spacer |
| F | 1 | potentiometer gear |
| G | 1 | output shaft gear |

AC to DC MODULE

WIRING DIAGRAM

Asahi A92, B92, C92, S92 Actuators

The ADM-100A AC to DC Module allows a 24VDC actuator to be controlled like a 24VAC split-phase motor actuator.

