

PEAKTRONICS

DHC Series Option Module

The Peaktronics OTR-101 Option Module is specifically designed for use with the Peaktronics DHC Series controllers. The module provides an isolated 4-20mA output signal that can be scaled to any range from 4 to 20mA, and also has three relay contact outputs that can be used to drive alarm devices or provide process limit switches.

The electrically isolated 4-20mA output is loop-powered and therefore requires only 2 wires. An on-board LED indicates when loop power is present. When plugged into a DHC controller (see below), the current output is easily calibrated to any desired current range. The DHC controller's datasheet describes the function and calibration of the output signal and relay contacts.

SPECIFICATIONS

LOOP POWER REQUIREMENTS

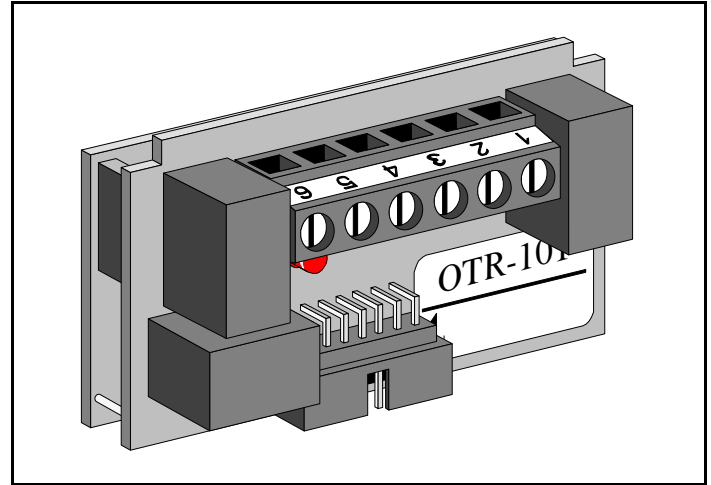
Minimum Voltage	5.5 VDC
Maximum Voltage	30 VDC
Maximum Reverse Voltage	40 VDC
Maximum Power Dissipation	0.6 W

CURRENT OUTPUT

4 to 20mA (adjustable)
Resolution: 0.0031mA
Environmental Stability:
Zero: 0.005% of zero per °C maximum
Span: 0.025% of span per °C maximum

OTR-101

Isolated 4-20mA Transmitter/Relay Output

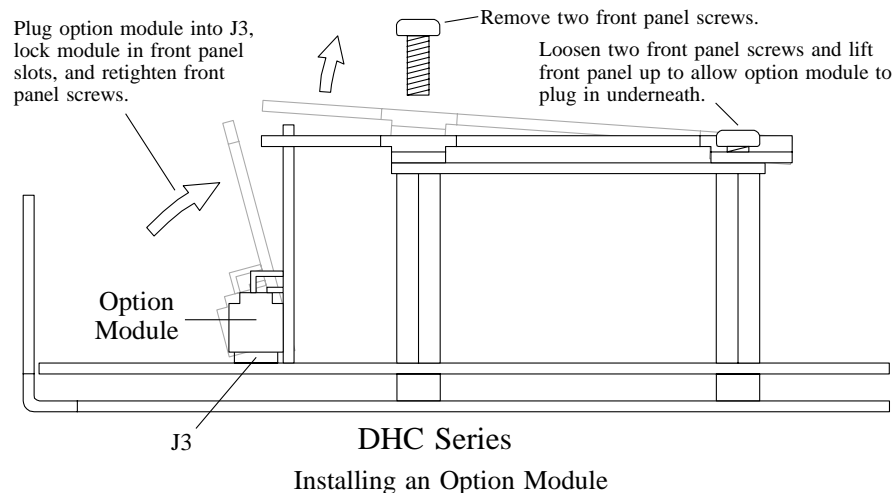


RELAY OUTPUTS

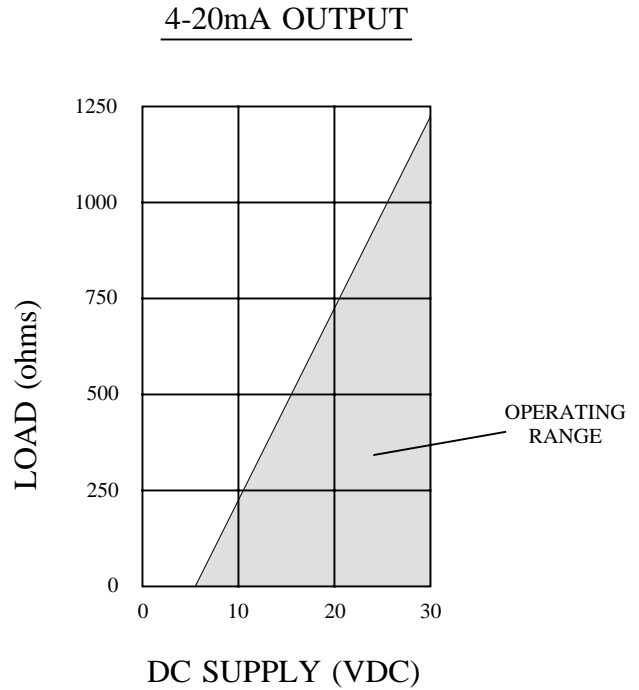
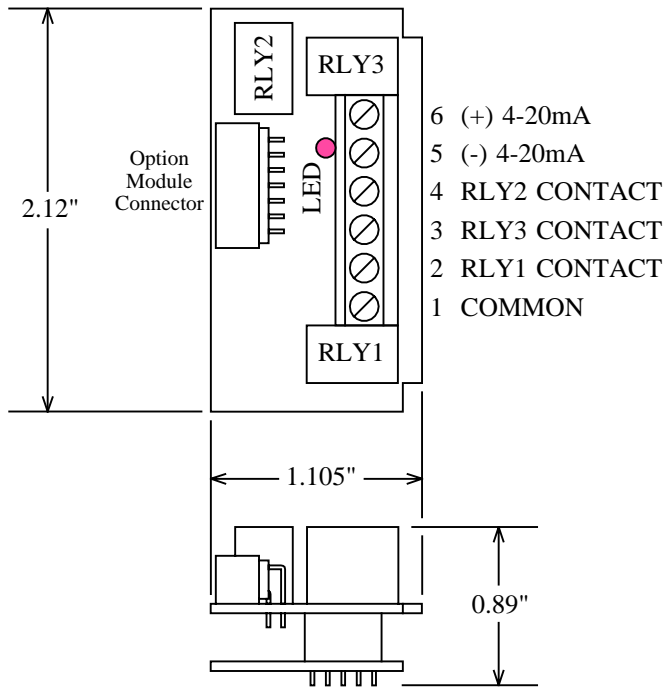
Switch Contact Type: SPST
Contact Rating (non-inductive):
1A @ 24VDC / 0.5A @ 125VAC

ENVIRONMENTAL

Operating Temperature: 0 to 60 °C
Storage Temperature: -40 to 85 °C
Relative Humidity: 0 to 90 % (non-condensing)



OUTLINE



TYPICAL APPLICATION

